

**RIVERBEND WEST
COMMUNITY DEVELOPMENT DISTRICT**

AGENDA PACKAGE

Monday, August 21, 2023, at 6:00 p.m.

Meeting to be held at:

**SouthShore Regional Library
15816 Beth Shields Way
Ruskin, FL 33573**

Remote Participation:

Call in (audio only) (646) 838-1601 or (646) 568-7788, 816 805 846#



2654 Cypress Ridge Blvd. Suite 101
Wesley Chapel, FL 33544
(813) 652-2454

Riverbend West Community Development District

Board of Supervisors

Kevin Kaspar, Chairman
Morgan Woodcock, Vice Chairman
Keith Cascio, Assistant Secretary
Rebecca Hartsook, Assistant Secretary
Joe Collins, Assistant Secretary

Staff:

Jennifer Goldyn, District Manager
John Vericker, District Counsel
Phil Chang, District Engineer

Meeting Agenda

Monday, August 21, 2023 – 6:00 p.m.

- 1. Call to Order and Roll Call**
- 2. Audience Comments on Agenda Items – Three- (3) Minute Time Limit**
- 3. Staff Reports**
 - A. Aquatics Report Page 3
 - B. Landscape
 - C. Field Inspection Report Page 13
 - D. District Counsel
 - E. District Engineer
 1. Review of Photo Summary of Observation.....Page 20
 - F. District Manager
- 4. Business Items**
 - A. Public Hearing on FY 24 Budget..... Page 28
 1. Consideration of Resolution 2023-10, Adopting FY 24 Budget..... Page 36
 - B. Public Hearing on Levying O&M Assessments
 1. Consideration of Resolution 2023-11, Levying O&M Assessments Page 39
 - C. Consideration of Resolution 2023-12, Setting FY 24 Meeting Schedule Page 42
 - D. Consideration of Resolution 2023-13, Assistant Secretary..... Page 44
 - E. Consideration of Fencing Project Proposal Page 45
 - F. Discussion regarding EGIS Renewal
- 5. Consent Agenda**
 - A. Consideration of Regular Meeting Minutes from July 17, 2023 Page 48
 - B. Review of June and July 2023 Check Register..... Page 52
 - C. Review of June and July 2023 Financials..... Page 54
- 6. Supervisor Requests**
- 7. Adjournment**

The next meeting is scheduled for Monday, September 18, 2023



Riverbend West Community Development District Waterway Inspection Report

Reason for Inspection:
Quality Assurance

Inspection Date:
7/19/2023

Prepared for:
Riverbend West
Community Development District

Prepared by:
Tom Donaghy, Service Manager
Doug Agnew, Senior Environmental Consultant

www.AdvancedAquatic.com
lakes@advancedaquatic.com

292 S. Military Trail, Deerfield Beach, FL 33442
Locations in: Deerfield Beach, Fort Myers, Port St. Lucie, and Clearwater/Tampa
1-800-491-9621



TABLE OF CONTENTS

Site Assessments

Phase I & II

Sites 1-2	2
Sites 3-4	3
Sites 5-6	4
Sites 7-8	5
Sites 9.....	6

Phase III

Sites 1-2	7
-----------------	---

Management Summary/Recommendations.....	8
--	----------

Site Map – Phase I & II	9
--	----------

Site Map – Phase III	10
-----------------------------------	-----------

www.AdvancedAquatic.com
lakes@advancedaquatic.com

292 S. Military Trail, Deerfield Beach, FL 33442

Locations in: Deerfield Beach, Fort Myers, Port St. Lucie, and Clearwater/Tampa
 1-800-491-9621

Site Assessments



Pond 1

Comments:

Site Looks Good

Trace amount of Torpedo Grass observed and treated.

A small portion of shoreline inhabited by Gulf Spikerush, a valuable native aquatic plant.




Pond 2

Comments:

Site Looks Good

Torpedo Grass observed and treated.





Site Assessments

Wetland Buffer 3

Comments:

Site Looks Good

Treating all Cat. 1 Invasive/Exotic species within this wetland conservation buffer area.



Pond 4


Comments:

Normal Growth Observed

Algae observed and treated.

Nice grouping of native aquatic plants providing environmental benefit to the pond ecosystem.

Small amount of trash to be removed from this pond on 8/16/23.



Site Assessments

Ditch 5

Comments:

Normal Growth Observed

Algae observed and treated.



Ditch 6N

Comments:

Site Looks Good

Trace amount of Torpedo Grass observed and treated.



Site Assessments

Ditch 6S

Comments:

Site Looks Good

Trace amount of Torpedo Grass observed and treated.



Ditch 7

Comments:

Requires Attention

We attempted to walk the entire ditch, but the banks are completely overgrown. The banks have to be cut before we can treat the entire ditch.



Site Assessments

Ditch 8

Comments:

Normal Growth Observed

Algae observed and treated.



Site Assessments

Pond 1

Comments:

Site Looks Good

No Algae or Torpedo Grass observed at this time.



Pond 2

Comments:

Normal Growth Observed

Hydrilla observed and treated. Trash picked up along bank.



Map



www.AdvancedAquatic.com
lakes@advancedaquatic.com

292 S. Military Trail, Deerfield Beach, FL 33442

Locations in: Deerfield Beach, Fort Myers, Port St. Lucie, and Clearwater/Tampa
 1-800-491-9621



www.AdvancedAquatic.com
lakes@advancedaquatic.com

292 S. Military Trail, Deerfield Beach, FL 33442

Locations in: Deerfield Beach, Fort Myers, Port St. Lucie, and Clearwater/Tampa
1-800-491-9621

AUGUST 2023 FIELD INSPECTION REPORT

RIVERBEND WEST CDD

Tuesday, 01 August 2023

Prepared For Prepared For Board Of Supervisors

18 Issues Identified

Leo Lluberés

Inframark Management Services





Item 1

Entrance at 4th ST SW & Cascade Bend Dr.

On both sides of the street, in the beds, the weeds must be treated and pulled during every visit.



Item 2

Serenity MI Lp & 432.
The Sod Has Completely Died And Not Properly Maintained. We Need To Promote New Growth And Cover Up Any Patches.



Item 3

Pond between Serenity and Cascade.

The berms around the pond are in need of attention. There are lots of patches and dead sod in the area.



Item 4

Pond between Serenity and Cascade

It seems like mowing is not happening as often. The grass is overgrown and patchy around the ponds and fence line.



Item 5

Cascade Bend Dr (Dog Park)

The grass needs to be trimmed back away from the sidewalk



Item 6

Cascade Bend Dr (Dog Park)

The grass in front of the dog park needs attention. The grass is overgrown.



Item 7

Dog Park.
The Sod Has Completely Died in some area. We Need To Promote New Growth And Cover Up Any Patches.



Item 8

Small Dog Park.
The Sod Has Completely Died in some area. We Need To Promote New Growth And Cover Up Any Patches.



Item 9

There is debris in the pond tangled with the vegetation.



Item 10

24th Ave SW & w Ravine.
Landscaping has been poorly maintained.
The grass is overgrown and needs to be treated for weeds.



Item 11

24th Ave SW & w Ravine.
Landscaping has been poorly maintained.
The grass is overgrown and needs to be treated for weeds.



Item 12

On 7th ST SW.
Landscaping has been poorly maintained.
The grass is overgrown and needs attention.



Item 13

Eagle Summit Dr Dog Park.
The Sod Has Completely Died in
some area. We Need To Promote
New Growth And Cover Up Any
Patches.



Item 14

Dog Park.
We Need To Promote New Growth
And Cover Up Any Patches.



Item 15

Dog Park.
The Sod Has Died in some area.
We Need To Promote New Growth
And Cover Up Any Patches.



Item 16



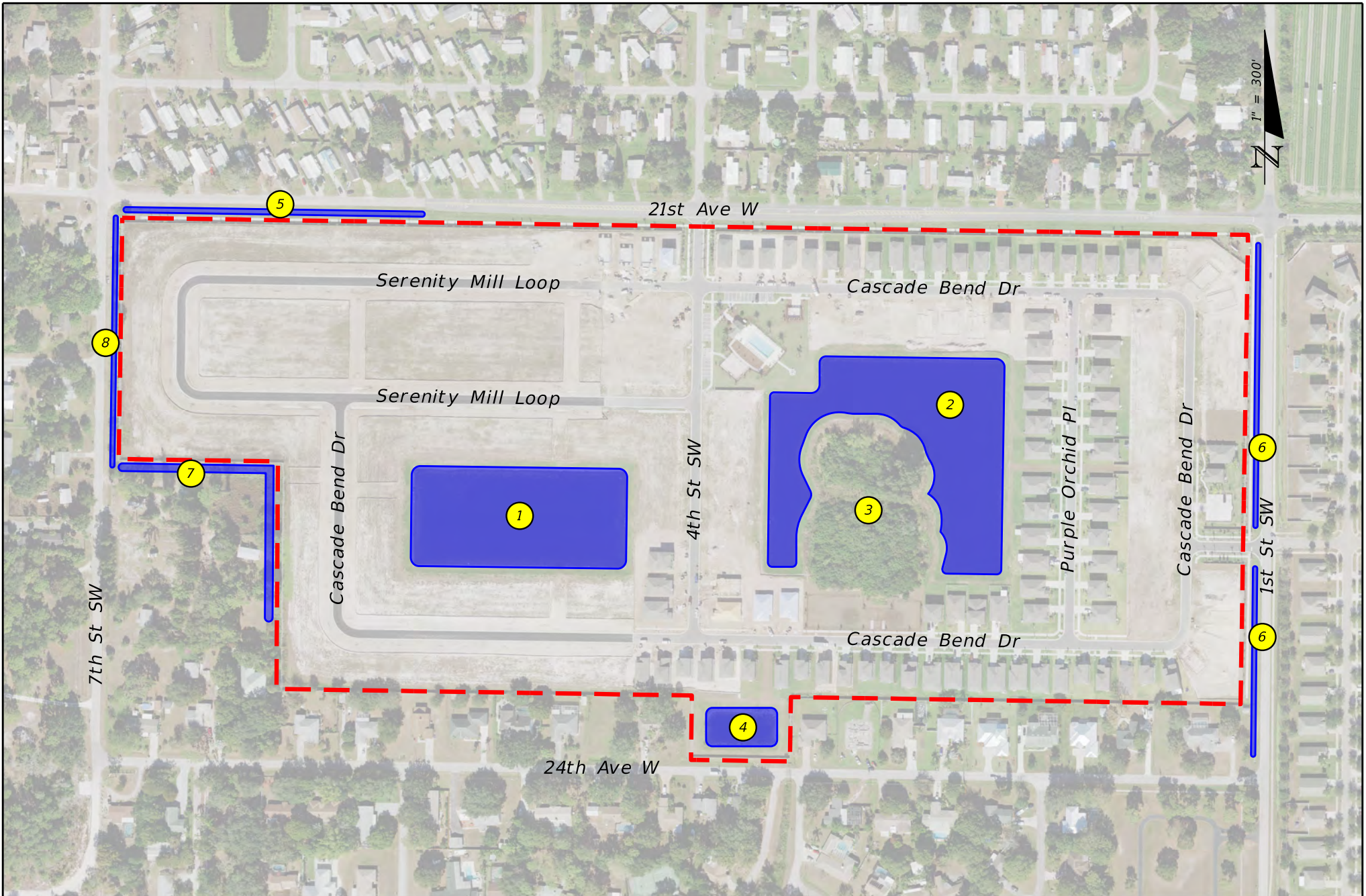
Item 17

Inframark understands that the district does not maintain the sidewalks. But there are in poor condition, and we are willing to provide a quote to pressure wash the sidewalks around the community's exterior.



Item 18

Inframark understands that the district does not maintain the sidewalks. But there are in poor condition, and we are willing to provide a quote to pressure wash the sidewalks around the community's exterior.



JOHNSON
ENGINEERING

JOHNSON ENGINEERING, INC.
17900 HUNTING BOW CIR, STE 101
LUTZ, FLORIDA 33558
CERTIFICATE OF AUTHORIZATION NO. 642

RIVER BEND WEST CDD
RUSKIN, FLORIDA

ROAD NO.	COUNTY	FINANCIAL PROJECT ID
	HILLSBOROUGH	20181336-000

POND MAINTENANCE MAP

SHEET
NO.



Pond 1 Outfall Structure



Pond 2 Outfall Structure



Pond 4 (No Outfall Structure)



Conveyance Ditch 5



Conveyance Ditch 6



Conveyance Ditch 7



Conveyance Ditch 8

RIVERBEND WEST
Community Development District

Approved Budget
for
Fiscal Year 2023/2024

Prepared by:



Table of Contents

	<u>Page #</u>
General Fund Budget for Fiscal Year 2023/2024	1
Reserve Fund Budget for Fiscal Year 2023/2024	3
Debt Service Fund Budget for Fiscal Year 2023/2024	4
Assessments Charts for Fiscal Year 2023/2024	5

**Proposed Budget
Riverbend West Community Development District
General Fund
Fiscal Year 2023/2024**

Chart of Accounts Classification	Budget for 2023/2024
REVENUES	
Interest Earnings	
Interest Earnings	\$ -
Special Assessments	
Tax Roll*	320,498
TOTAL REVENUES	320,498
Balance Forward from Prior Year	-
TOTAL REVENUES AND BALANCE	320,498
EXPENDITURES - ADMINISTRATIVE	
Legislative	
Supervisor Fees	12,000
Financial & Administrative	
District Management	50,448
District Engineer	10,000
Trustees Fees	7,800
Auditing Services	6,000
Public Officials Liability Insurance	2,508
Legal Advertising	3,000
Dues, Licenses & Fees	175
Miscellaneous Fees	500
Website Hosting, Maintenance, Backup, Email	2,800
Legal Counsel	
District Counsel	12,000
Administrative Subtotal	107,231

**Proposed Budget
Riverbend West Community Development District
General Fund
Fiscal Year 2023/2024**

Chart of Accounts Classification	Budget for 2023/2024
EXPENDITURES - FIELD OPERATIONS	
Electric Utility Services	
Utility Services	45,000
Water-Sewer Combination Services	
Utility Services	2,500
Stormwater Control	
Aquatic Maintenance	15,600
Other Physical Environment	
General Liability Insurance	4,200
Property Insurance	1,600
Storm Clean-up	6,750
Landscape Maintenance	92,100
Irrigation Repairs	3,600
Landscape Replacement Plants, Shrubs, Trees	10,000
Field Services	7,200
Parks and Recreation	
Dog Waste Station Supplies	3,500
Holiday Decorations	4,500
Fence Repairs	6,000
Contingency	
Miscellaneous Contingency	10,117
Field Operations Subtotal	213,267
TOTAL EXPENDITURES	320,498
EXCESS OF REVENUES OVER EXPENDITURES	\$ -

**Proposed Budget
Riverbend West Community Development District
Reserve Fund
Fiscal Year 2023/2024**

Chart of Accounts Classification	Budget for 2023/2024
REVENUES	
Interest Earnings	
Interest Earnings	\$ -
Special Assessments	
Tax Roll*	20,000
TOTAL REVENUES	20,000
Balance Forward from Prior Year	-
TOTAL REVENUES AND BALANCE	20,000
EXPENDITURES - ADMINISTRATIVE	
Contingency	
Capital Reserves	20,000
Capital Outlay	-
TOTAL EXPENDITURES	20,000
EXCESS OF REVENUES OVER EXPENDITURES	\$ -

**Proposed Budget
Riverbend West Community Development District
Debt Service Funds
Fiscal Year 2023/2024**

Chart of Accounts Classification	Series 2016	Series 2019	Budget for 2023/2024
REVENUES			
Special Assessments			
Net Special Assessments ⁽¹⁾	\$ 303,599	\$ 102,261	\$ 405,860
TOTAL REVENUES	303,599	102,261	405,860
EXPENDITURES			
Administrative			
Debt Service Obligation	303,599	102,261	405,860
Administrative Subtotal	303,599	102,261	405,860
TOTAL EXPENDITURES	303,599	102,261	405,860
EXCESS OF REVENUES OVER EXPENDITURES	\$ -	\$ -	\$ -

Hillsborough County Collection Costs (2%) and Early Payment Discounts (4%)

6%

Gross assessments

\$ 431,766

⁽¹⁾ Maximum Annual Debt Service less any Prepaid Assessments received.

Notes:

1.) Tax Roll Collection Costs and Early Payment Discounts are 6% of the Tax Roll. See Assessment Table.

RIVERBEND WEST COMMUNITY DEVELOPMENT DISTRICT

FISCAL YEAR 2023/2024 O&M AND DEBT SERVICE ASSESSMENT SCHEDULE

2023/2024 O&M Budget	\$340,498.00
Hillsborough County Collection Cost @ 2%	\$7,244.64
Early Payment Discount @ 4%	\$14,489.28
2023/2024 Total	\$362,231.91

2022/2023 O&M Budget	\$340,498.00
2023/2024 O&M Budget	\$340,498.00
Total Difference	\$0.00

	PER UNIT ANNUAL ASSESSMENT		Proposed Increase / Decrease	
	2022/2023	2023/2024	\$	%
Series 2016 Debt Service - Single Family	\$1,276.59	\$1,276.59	\$0.00	0.00%
Operations/Maintenance - Single Family	\$1,068.53	\$1,068.53	\$0.00	0.00%
Total	\$2,345.12	\$2,345.12	\$0.00	0.00%
Series 2019 Debt Service - Single Family ⁽¹⁾	\$1,294.00	\$1,294.00	\$0.00	0.00%
Operations/Maintenance - Single Family	\$1,068.53	\$1,068.53	\$0.00	0.00%
Total	\$2,362.53	\$2,362.53	\$0.00	0.00%

Notes

(1.) Certain lots have been partially paid down, resulting in a reduction of their debt service assessment.

RIVERBEND WEST COMMUNITY DEVELOPMENT DISTRICT

FISCAL YEAR 2023/2024 O&M AND DEBT SERVICE ASSESSMENT SCHEDULE

TOTAL O&M Budget	\$340,498.00
COLLECTION COST @ 2%	\$7,244.64
EARLY PAYMENT DISCOUNT @ 4%	\$14,489.28
TOTAL O&M ASSESSMENT	\$362,231.91

LOT SIZE	UNITS ASSESSED			ALLOCATION OF O&M ASSESSMENTS			
	O&M	SERIES 2016 DEBT SERVICE (1) (3)	SERIES 2019 DEBT SERVICE (2) (4)	EAU FACTOR	TOTAL EAUS	% TOTAL EAU'S	TOTAL O&M BUDGET
SINGLE FAMILY	255	253	0	1.00	255.00	75.22%	\$272,475.33
SINGLE FAMILY (PARTIAL)	84	0	84	1.00	84.00	24.78%	\$89,756.58
Total	339	253	84		339.00	100.00%	\$362,231.91

Less Collection Cost/Discounts	(\$21,733.91)
Net Revenue to be Collected	\$340,498.00

PER LOT ANNUAL ASSESSMENT			
O&M	SERIES 2016 DEBT SERVICE (1) (3)	SERIES 2019 DEBT SERVICE (2) (4) (5)	TOTAL (6)
\$1,068.53	\$1,276.59	\$0.00	\$2,345.12
\$1,068.53	\$0.00	\$1,294.00	\$2,362.53

Notes

- (1) Reflects the number of total lots with Series 2016 debt outstanding.
- (2) Reflects the number of total lots with Series 2019 debt outstanding.
- (3) Annual debt service assessment per lot adopted in connection with the Series 2016 bond issue. Annual assessment includes principal, interest, Hillsborough County collection costs and early payment discount costs.
- (4) Annual debt service assessment per lot adopted in connection with the Series 2019 bond issue. Annual assessment includes principal, interest, Hillsborough County collection costs and early payment discount costs.
- (5) The Single Family lots within the Sereis 2019 assessment area were partially paid down to reach a gross assessment of \$1,294.
- (6) Annual assessment that will appear on November 2023 Hillsborough County property tax bill. Amount shown includes all applicable county collection costs and early payment discounts (up to 4% if paid early).

RESOLUTION 2023-10

A RESOLUTION OF THE BOARD OF SUPERVISORS OF THE RIVERBEND WEST COMMUNITY DEVELOPMENT DISTRICT ADOPTING A BUDGET FOR THE FISCAL YEAR BEGINNING OCTOBER 1, 2023, AND ENDING SEPTEMBER 30, 2024; AND PROVIDING AN EFFECTIVE DATE.

WHEREAS, the District Manager submitted, prior to June 15th, to the Board of Supervisors (“**Board**”) of the Riverbend West Community Development District (“**District**”) a proposed budget for the next ensuing budget year (“**Proposed Budget**”), along with an explanatory and complete financial plan for each fund, pursuant to the provisions of Sections 189.016(3) and 190.008(2)(a), Florida Statutes;

WHEREAS, the District filed a copy of the Proposed Budget with the local governing authorities having jurisdiction over the area included in the District at least 60 days prior to the adoption of the Proposed Budget pursuant to the provisions of Section 190.008(2)(b), Florida Statutes;

WHEREAS, the Board held a duly noticed public hearing pursuant to Section 190.008(2)(a), Florida Statutes;

WHEREAS, the District Manager posted the Proposed Budget on the District’s website at least 2 days before the public hearing pursuant to Section 189.016(4), Florida Statutes;

WHEREAS, the Board is required to adopt a resolution approving a budget for the ensuing fiscal year and appropriate such sums of money as the Board deems necessary to defray all expenditures of the District during the ensuing fiscal year pursuant to Section 190.008(2)(a), Florida Statutes; and

WHEREAS, the Proposed Budget projects the cash receipts and disbursements anticipated during a given time period, including reserves for contingencies for emergency or other unanticipated expenditures during the fiscal year.

NOW, THEREFORE, BE IT RESOLVED BY THE BOARD:

Section 1. Budget

- a.** That the Board has reviewed the Proposed Budget, a copy of which is on file with the office of the District Manager and at the District’s records office, and hereby approves certain amendments thereto, as shown below.
- b.** That the Proposed Budget as amended by the Board attached hereto as **Exhibit A**, is hereby adopted in accordance with the provisions of Section 190.008(2)(a), Florida Statutes, and incorporated herein by reference; provided, however, that the comparative figures contained in the adopted budget may be subsequently revised as deemed necessary by the District Manager to reflect actual revenues and expenditures for fiscal year 2022-2023 and/or revised projections for fiscal year 2023-2024.
- c.** That the adopted budget, as amended, shall be maintained in the office of the District Manager and at the District’s records office and identified as “The Budget for the

Riverbend West Community Development District for the Fiscal Year Beginning October 1, 2023, and Ending September 30, 2024.”

- d. The final adopted budget shall be posted by the District Manager on the District’s website within 30 days after adoption pursuant to Section 189.016(4), Florida Statutes.

Section 2. Appropriations. There is hereby appropriated out of the revenues of the District (the sources of the revenues will be provided for in a separate resolution), for the fiscal year beginning October 1, 2023, and ending September 30, 2024, the sum of \$_____, which sum is deemed by the Board to be necessary to defray all expenditures of the District during said budget year, to be divided and appropriated in the following fashion:

Total General Fund	\$ _____
<i>Total Reserve Fund [if Applicable]</i>	\$ _____
Total Debt Service Funds	\$ _____
Total All Funds*	\$ _____

*Not inclusive of any collection costs or early payment discounts.

Section 3. Budget Amendments. Pursuant to Section 189.016(6), Florida Statutes, the District at any time within the fiscal year or within 60 days following the end of the fiscal year may amend its budget for that fiscal year as follows:

- a. The Board may authorize an increase or decrease in line item appropriations within a fund by motion recorded in the minutes if the total appropriations of the fund do not increase.
- b. The District Manager or Treasurer may authorize an increase or decrease in line item appropriations within a fund if the total appropriations of the fund do not increase and if the aggregate change in the original appropriation item does not exceed \$10,000 or 10% of the original appropriation.
- c. Any other budget amendments shall be adopted by resolution and be consistent with Florida law. This includes increasing any appropriation item and/or fund to reflect receipt of any additional unbudgeted monies and making the corresponding change to appropriations or the unappropriated balance.

The District Manager or Treasurer must establish administrative procedures to ensure that any budget amendments are in compliance with this section and Section 189.016, Florida Statutes, among other applicable laws. Among other procedures, the District Manager or Treasurer must ensure that any amendments to budget(s) under subparagraph c. above are posted on the District’s website within 5 days after adoption pursuant to Section 189.016(7), Florida Statutes.

Section 4. Effective Date. This Resolution shall take effect upon the passage and adoption of this Resolution by the Board.

Passed and Adopted on August 21, 2023.

Attested By:

**Riverbend West
Community Development District**

Print Name: _____
Secretary/Assistant Secretary

Print Name: _____
Chair/Vice Chair of the Board of Supervisors

Exhibit A: FY 2023-2024 Adopted Budget

RESOLUTION 2023-11

A RESOLUTION OF THE BOARD OF SUPERVISORS OF THE RIVERBEND WEST COMMUNITY DEVELOPMENT DISTRICT IMPOSING ANNUALLY RECURRING OPERATIONS AND MAINTENANCE NON-AD VALOREM SPECIAL ASSESSMENTS; PROVIDING FOR COLLECTION AND ENFORCEMENT OF ALL DISTRICT SPECIAL ASSESSMENTS; CERTIFYING AN ASSESSMENT ROLL; PROVIDING FOR AMENDMENT OF THE ASSESSMENT ROLL; PROVIDING FOR CHALLENGES AND PROCEDURAL IRREGULARITIES; PROVIDING FOR SEVERABILITY; PROVIDING FOR AN EFFECTIVE DATE.

WHEREAS, the Riverbend West Community Development District (“**District**”) is a local unit of special-purpose government established pursuant to Chapter 190, Florida Statutes for the purpose of providing, preserving, operating, and maintaining infrastructure improvements, facilities, and services to the lands within the District;

WHEREAS, the District is located in Hillsborough County, Florida (“**County**”);

WHEREAS, the Board of Supervisors of the District (“**Board**”) hereby determines to undertake various activities described in the District’s adopted budget for fiscal year 2023-2024 attached hereto as **Exhibit A** (“**FY 2023-2024 Budget**”) and incorporated as a material part of this Resolution by this reference;

WHEREAS, the District must obtain sufficient funds to provide for the activities described in the FY 2023-2024 Budget;

WHEREAS, the provision of the activities described in the FY 2023-2024 Budget is a benefit to lands within the District;

WHEREAS, the District may impose non-ad valorem special assessments on benefited lands within the District pursuant to Chapter 190, Florida Statutes;

WHEREAS, such special assessments may be placed on the County tax roll and collected by the local Tax Collector (“**Uniform Method**”) pursuant to Chapters 190 and 197, Florida Statutes;

WHEREAS, the District has, by resolution and public notice, previously evidenced its intention to utilize the Uniform Method;

WHEREAS, the District has approved an agreement with the County Property Appraiser (“**Property Appraiser**”) and County Tax Collector (“**Tax Collector**”) to provide for the collection of special assessments under the Uniform Method;

WHEREAS, it is in the best interests of the District to proceed with the imposition, levy, and collection of the annually recurring operations and maintenance non-ad valorem special assessments on all assessable lands in the amount contained for each parcel’s portion of the FY 2023-2024 Budget (“**O&M Assessments**”);

WHEREAS, the Board desires to collect the annual installment for the previously levied debt service non-ad valorem special assessments (“**Debt Assessments**”) in the amounts shown in the FY 2023-2024 Budget;

WHEREAS, the District adopted an assessment roll as maintained in the office of the District Manager, available for review, and incorporated as a material part of this Resolution by this reference (“**Assessment Roll**”);

WHEREAS, it is in the best interests of the District to certify the Assessment Roll to the Tax Collector pursuant to the Uniform Method; and

WHEREAS, it is in the best interests of the District to permit the District Manager to amend the Assessment Roll, including the property certified to the Tax Collector by this Resolution, as the Property Appraiser updates the property roll, for such time as authorized by Florida law.

NOW, THEREFORE, BE IT RESOLVED BY THE BOARD:

Section 1. Benefit from Activities and O&M Assessments. The provision of the activities described in the FY 2023-2024 Budget confer a special and peculiar benefit to the lands within the District, which benefits exceed or equal the O&M Assessments allocated to such lands. The allocation of the expenses of the activities to the specially benefited lands is shown in the FY 2023-2024 Budget and in the Assessment Roll.

Section 2. O&M Assessments Imposition. Pursuant to Chapter 190, Florida Statutes and procedures authorized by Florida law for the levy and collection of special assessments, the O&M Assessments are hereby imposed and levied on benefited lands within the District in accordance with the FY 2023-2024 Budget and Assessment Roll. The lien of the O&M Assessments imposed and levied by this Resolution shall be effective upon passage of this Resolution.

Section 3. Collection and Enforcement of District Assessments.

- a. **Uniform Method for all Debt Assessments and all O&M Assessments.** The collection of all Debt Assessments and all O&M Assessments for all lands within the District, shall be at the same time and in the same manner as County taxes in accordance with the Uniform Method, as set forth in the Assessment Roll. All assessments collected by the Tax Collector shall be due, payable, and enforced pursuant to Chapter 197, Florida Statutes.
- b. **Future Collection Methods.** The decision to collect special assessments by any particular method – e.g., on the tax roll or by direct bill – does not mean that such method will be used to collect special assessments in future years, and the District reserves the right in its sole discretion to select collection methods in any given year, regardless of past practices.

Section 4. Certification of Assessment Roll. The Assessment Roll is hereby certified and authorized to be transmitted to the Tax Collector.

Section 5. Assessment Roll Amendment. The District Manager shall keep apprised of all updates made to the County property roll by the Property Appraiser after the date of this Resolution and shall amend the Assessment Roll in accordance with any such updates, for such time as authorized by Florida law. After any amendment of the Assessment Roll, the District Manager shall file the updates to the tax roll in the District records.

Section 6. Assessment Challenges. The adoption of this Resolution shall be the final determination of all issues related to the O&M Assessments as it relates to property owners whose benefited property is subject to the O&M Assessments (including, but not limited to, the determination of special benefit and fair apportionment to the assessed property, the method of apportionment, the maximum rate of the O&M Assessments, and the levy, collection, and lien of the O&M Assessments), unless proper steps shall be initiated in a court of competent jurisdiction to secure relief within 30 days from adoption date of this Resolution.

Section 7. Procedural Irregularities. Any informality or irregularity in the proceedings in connection with the levy of the O&M Assessments shall not affect the validity of the same after the adoption of this Resolution, and any O&M Assessments as finally approved shall be competent and sufficient evidence that such O&M Assessment was duly levied, that the O&M Assessment was duly made and adopted, and that all other proceedings adequate to such O&M Assessment were duly had, taken, and performed as required.

Section 8. Severability. The invalidity or unenforceability of any one or more provisions of this Resolution shall not affect the validity or enforceability of the remaining portions of this Resolution, or any part thereof.

Section 9. Effective Date. This Resolution shall take effect upon the passage and adoption of this Resolution by the Board.

Passed and Adopted on August 21, 2023.

Attested By:

**Riverbend West
Community Development District**

Print Name: _____
Secretary/Assistant Secretary

Print Name: _____
Chair/Vice Chair of the Board of Supervisors

Exhibit A: FY 2023-2024 Budget

RESOLUTION 2023-12

A RESOLUTION OF THE BOARD OF SUPERVISORS OF RIVERBEND WEST COMMUNITY DEVELOPMENT DISTRICT DESIGNATING DATES, TIME AND LOCATION FOR REGULAR MEETINGS OF THE BOARD OF SUPERVISORS OF THE DISTRICT, AND PROVIDING FOR AN EFFECTIVE DATE

WHEREAS, Riverbend West Community Development District (hereinafter the “District”) is a local unit of special-purpose government created and existing pursuant to Chapter 190, Florida Statutes, being situated entirely within Hillsborough County, Florida; and

WHEREAS, the District’s Board of Supervisors (hereinafter the “Board”) is statutorily authorized to exercise the powers granted to the District; and

WHEREAS, all meetings of the Board shall be open to the public and governed by the provisions of Chapter 286, Florida Statutes; and

WHEREAS, the Board is statutorily required to file annually, with the local governing authority and the Florida Department of Community Affairs, a schedule of its regular meetings.

NOW, THEREFORE, BE IT RESOLVED BY THE BOARD OF SUPERVISORS OF RIVERBEND WEST COMMUNITY DEVELOPMENT DISTRICT:

Section 1. Regular meetings of the Board of Supervisors of the District shall be held as provided on the schedule attached as Exhibit “A”.

Section 2. In accordance with Section 189.015(1), Florida Statutes, the District’s Secretary is hereby directed to file annually, with Hillsborough County, a schedule of the District’s regular meetings.

Section 3. This Resolution shall become effective immediately upon its adoption.

PASSED AND ADOPTED THIS 21ST DAY OF AUGUST, 2023.

ATTEST:

**RIVERBEND WEST COMMUNITY
DEVELOPMENT DISTRICT**

Secretary / Asst. Secretary

Chairman / Vice Chairman

EXHIBIT “A”

**BOARD OF SUPERVISORS MEETING DATES
RIVERBEND WEST COMMUNITY DEVELOPMENT DISTRICT
FISCAL YEAR 2023/2024**

October 16, 2023

November 22, 2023

December 18, 2023

January 15, 2024

February 19, 2024

March 18, 2024

April 15, 2024

May 20, 2024

June 17, 2024

July 15, 2024

August 19, 2024

September 16, 2024

All meetings will convene at 6:00 PM. The meetings will be held at the SouthShore Regional Library, located at 15816 Beth Shields Way, Ruskin, FL 33573.

RESOLUTION 2023-13

A RESOLUTION ADDING KRISTEE COLE AS ASSISTANT SECRETARY OF THE RIVERBEND WEST COMMUNITY DEVELOPMENT DISTRICT

WHEREAS, the Board of Supervisors of the Riverbend West Community Development District desire to add Kristee Cole as Assistant Secretary;

NOW, THEREFORE, BE IT RESOLVED BY THE BOARD OF SUPERVISORS OF THE RIVERBEND WEST COMMUNITY DEVELOPMENT DISTRICT:

1. Kristee Cole is appointed as Assistant Secretary.

Adoption this 21st day of August 2023

Attest:

**Riverbend West Community
Development District**

Secretary/Assistant Secretary

Chair of the Board of Supervisors

DDD Fencing

1615 6th Street SE
Ruskin, FL 33570
Phone: (352)257-3086
Email: sales@dddfencing.com
Contact: Donny Buzbee

Fence Estimate/Contract

21st of July, 2023

Job Description/Location: Riverbend West CDD Community

1. Upon arrival we will disassemble 5,902' of 6x6 tan PVC panels (approx. 932 panels) to replace bottom rails with new rails and metal inserts to prevent future bowing causing pickets to fall out.

Please note that pricing may be adjusted if fencing materials change

Labor/Materials	\$72,613.00
Deposit	\$36,306.50
Due Upon Completion	\$36,306.50

Contract Agreement To Build Fence

This contract agreement is made and entered into this 21st day of July, 2023 between RIVERBEND WEST CDD & DDD FENCING hereinafter referred to as the contractor for the scope of work listed above. Final payment must be received by our office within 3 business days of completion unless alternate arrangements have been agreed upon prior to contract signing.

HOMEOWNER SHALL BE HELD RESPONSIBLE FOR ANY UNDERGROUND UTILITIES OR PERMITS REQUIRED

Acknowledgement and Approval

DDD Fencing Representative: Alexa Vigneau

RIVERBEND CDD: _____



RIVERBEND WEST COMMUNITY DEVELOPMENT DISTRICT

FENCING MAINTENANCE MAP (PHASES 1 AND 2)

MINUTES OF MEETING

Each person who decides to appeal any decision made by the Board with respect to any matter considered at the meeting is advised that the person may need to ensure that a verbatim record of the proceedings is made, including the testimony and evidence upon which such appeal is to be based.

**RIVERBEND WEST
COMMUNITY DEVELOPMENT DISTRICT**

The meeting of the Board of Supervisors of the Riverbend West Community Development District was held on **Monday, July 17, 2023, at 6:07 p.m.**, at the SouthShore Regional Library, located at 15816 Beth Shields Way, Ruskin, FL 33573.

Present and constituting a quorum were:

Kevin Kaspar	Board Supervisor, Chair
Morgan Woodcock	Board Supervisor, Vice Chair
Joe Collins	Board Supervisor, Asst. Secretary
Rebeca Hartsook	Board Supervisor, Asst. Secretary
Keith Cascio	Board Supervisor, Asst. Secretary

Also present were:

Kristee Cole	Representative, Inframark
John Amarosa	Representative, Pinelake
Doug Agnew	Representative, Advanced Aquatics

FIRST ORDER OF BUSINESS **Call to Order**

The meeting was called to order at 6:07 p.m.

SECOND ORDER OF BUSINESS **Audience Comments**

There were no audience members present.

THIRD ORDER OF BUSINESS **Staff Reports**

Aquatics Services Update

The Board reviewed Mr. Agnew's report with the Board.

51 **Landscape Report**

52
53 Mr. Amarosa gave the Board an update on the Community.

54
55 **1. Consideration of Top Choice Proposal for Phase 1, Phase 2, and Phase 3**

56
On a motion from Mr. Collins, seconded by Ms. Woodcock, the Board unanimously approved the Pine Lake proposals for the Top Choice, in the total amount of \$1,625.00 for all three phases, with Pine Lake billing on, or after October 1, 2023, for the Riverbend West CDD.

57
58 **2. Consideration of Proposal to extend the rock to the end of the Fence Line,**
59 **at the Mailboxes, in Phase 3**

60
On a motion from Ms. Woodcock, seconded by Mr. Kaspar, the Board unanimously approved the Pine Lake proposal to extend the rock to the end of the Fence Line, at the Mailboxes, in Phase 3, with a Not To Exceed of \$650.00, Pine Lake to send a revised proposal, for the Riverbend West CDD.

61
62 **3. Consideration of Proposal for the Plant/Hedges along the sidewalk in**
63 **Phase 3, by the dog park**

64
On a motion from Ms. Woodcock, seconded by Mr. Cascio, the Board unanimously approved the Pine Lake proposal for the Plant/Hedges along the sidewalk in Phase 3, by the dog park, in the amount of \$2,168.21, for the Riverbend West CDD.

65
66 **4. Consideration of Clearing Ditch 7 Proposal**

67
On a motion from Mr. Kaspar, seconded by Ms. Hartsook, the Board unanimously approved the CrossCreek proposal for \$6,100.00, plus the optional work for \$3,500.00, for the Riverbend West CDD.

68
69 **5. Discussion regarding maintenance along Ditch 7**

70
71 Mr. Amarosa stated that once Ditch 7 is cleared by CrossCreek, they will maintain
72 the area at no additional cost.

73
74 **Landscape Inspection Services Report**

75
76 The Board reviewed Mr. Schaub's report. The Board requested that the new Field
77 Manager attend the next meeting.

78
79 **District Counsel**

80
81 Not present and no report.

82
83 **District Engineer**

84
85 Not present and no report.

86 **District Manager**

87
88 Ms. Cole informed the Board of Supervisors that the next scheduled meeting is
89 Monday, August 21, 2023, at 6:00 p.m. at the SouthShore Regional Library,
90 located at 15816 Beth Shields Way, Ruskin, FL 33573.

91
92 **FOURTH ORDER OF BUSINESS** **Ratification of First Amendment to**
93 **Field Services Contract**

94
95 The Board reviewed the First Amendment to the Field Services Contract.

96
On a motion from Ms. Woodcock, seconded by Mr. Kaspar, the Board unanimously
Ratified the First Amendment to Field Services Contract, for the Riverbend West CDD.

97
98 **FIFTH ORDER OF BUSINESS** **Consideration of Resolution 2023-09,**
99 **Approving Proposed FY 2024 Budget**

100
On a motion from Mr. Cascio, seconded by Mr. Collins, the Board unanimously adopted
Resolution 2023-09, Approving Proposed FY 2024 Budget, for the Riverbend West
CDD.

101
102 **SIXTH ORDER OF BUSINESS** **Review of 2022 Audit**

103
104 Ms. Cole presented the clean Audit for 2022 to the Board.

105
On a motion from Mr. Cascio, seconded by Mr. Kaspar, the Board unanimously
accepted the 2022 Audit, for the Riverbend West CDD.

106
107 **SEVENTH ORDER OF BUSINESS** **Consideration of Regular Meeting**
108 **Minutes from June 12, 2023**
109

On a motion from Ms. Woodcock, seconded by Mr. Cascio, the Board unanimously
approved the Regular Meeting Minutes from June 12, 2023, for the Riverbend West
CDD.

110
111 **EIGHTH ORDER OF BUSINESS** **Supervisor Requests**

112
113 The Board discussed dog waste stations.

114
115 Mr. Collins mentioned the fence at pond 4 needs to be repaired.

116
117
118
119
120
121
122
123

124 **NINTH ORDER OF BUSINESS**

Adjournment

125

On a motion from Ms. Woodcock, seconded by Mr. Cascio, the Board unanimously approved to adjourn the meeting at 6:47 p.m., for the Riverbend West CDD.

126

127

128

129

130 _____
Assistant Secretary

Chair / Vice Chair

RIVERBEND WEST

Community Development District

**Payment Register by Fund
For the Period from 10/01/22 to 6/30/23
(Sorted by Check / ACH No.)**

Fund No.	Check / ACH No.	Date	Payee	Invoice No.	Payment Description	Invoice / GL Description	G/L Account #	Amount Paid
GENERAL FUND - 001								
001	1001	06/28/23	BOCC	06292022-1492	06/29/2023 - WATER - METER NUMBER: 61142667.	Prepaid Items	155000	\$121.18
001	1003	06/29/23	DDD FENCING (TRIPLE D FENCING) LLC	1837	05/01/2023 - INVOICE #1837 FENCE REPAIR 21ST AVE.	Prepaid Items	155000	\$500.00
001	1004	06/29/23	JOSEPH W.L. COLLINS	5/15/2023	BOARD MEETING - 05/15/2023 @ \$200.00	Prepaid Items	155000	\$200.00
001	1004	06/29/23	JOSEPH W.L. COLLINS	6/12/2023	BOARD MEETING - 6/12/2023 @ \$200.00	Prepaid Items	155000	\$200.00
001	1005	06/29/23	KEVIN KENNETH KASPAR -EFT	5/15/2023	BOARD MEETING - 05/15/2023 - \$200.00	Prepaid Items	155000	\$200.00
001	1005	06/29/23	KEVIN KENNETH KASPAR -EFT	6/12/2023	BOARD MEETING - 06/12/2023 @ \$200.00	Prepaid Items	155000	\$200.00
001	1006	06/29/23	REBECCA D. HARTSOOK - EFT	5/15/2023	BOARD MEETING - 05/15/2023 @ \$200.00	Prepaid Items	155000	\$200.00
001	1006	06/29/23	REBECCA D. HARTSOOK - EFT	6/12/2023A	BOARD MEETING- 6-12-2023	Prepaid Items	155000	\$200.00
001	1007	06/29/23	SITE MASTERS OF FLORIDA LLC	061323-2	DOG PARK SLAB BENCH	Prepaid Items	155000	\$1,900.00
001	1008	06/29/23	STRALEY ROBIN VERICKER	23160	06/05/2023 - INVOICE # 23160 PROFESSIONAL SERVICES	Prepaid Items	155000	\$2,872.50
001	1009	06/29/23	TAMPA BAY TIMES	0000288867	05/31/2023 - AD NUMBER: 0000288867, LEGAL, SPECIAL	Prepaid Items	155000	\$369.50
001	DD101	05/15/23	BOCC	053123-1492 ACH	BILL PRD 4/26-5/26/23 (ACH 7/11/23)	Prepaid Items	155000	\$224.77
001	DD102	05/15/23	BOCC	063023-1492 ACH	BILL PRD 5/26-6/28/23 (ACH 7/11/23)	Prepaid Items	155000	\$279.40
Fund Total								\$7,467.35

Total Checks Paid	\$7,467.35
--------------------------	-------------------

RIVERBEND WEST

Community Development District

**Payment Register by Fund
For the Period from 7/01/23 to 7/31/23
(Sorted by Check / ACH No.)**

Fund No.	Check / ACH No.	Date	Payee	Invoice No.	Payment Description	Invoice / GL Description	G/L Account #	Amount Paid
GENERAL FUND - 001								
001	1011	07/03/23	ADVANCED AQUATIC SERVICES, INC.	10550221	MONTHLY SERV JULY 2023	Prepaid Items	155000	\$1,250.00
001	1014	07/21/23	ADVANCED AQUATIC SERVICES, INC.	10549304	05/01/2023 - INVOICE 10549304 - RIVERBEND MONTHLY	Prepaid Items	155000	\$1,250.00
001	1014	07/21/23	ADVANCED AQUATIC SERVICES, INC.	10549705	MONTHLY SERV JUNE 23	Prepaid Items	155000	\$1,250.00
001	1015	07/21/23	TAMPA BAY TIMES	0000295007	NOTICE OF BUDGET HEARING	Prepaid Items	155000	\$412.00
001	1016	07/26/23	ADVANCED AQUATIC SERVICES, INC.	07182023	POSITIVE PAY RETURNED CK FEE	Accounts Receivable	115000	\$12.00
001	1017	07/26/23	PINE LAKE NURSERY INC	2326	MAY 2023 LANDSCAPE MAINT	Landscape Maintenance	546300-53900	\$7,077.89
001	1017	07/26/23	PINE LAKE NURSERY INC	2388	SPRING ANNUAL / POTTING SOIL MIX	Prepaid Items	155000	\$1,211.92
001	1017	07/26/23	PINE LAKE NURSERY INC	2457	JUNE 2023 LANDSCAPE MAINT	Prepaid Items	155000	\$7,077.90
001	1017	07/26/23	PINE LAKE NURSERY INC	2500	ADD ROCK UNDER MALL KIOSK PHASE 3	Prepaid Items	155000	\$905.02
001	1017	07/26/23	PINE LAKE NURSERY INC	2505	IRR ENHANCEMENTS	Prepaid Items	155000	\$1,585.57
001	1018	07/26/23	STRALEY ROBIN VERICKER	23345	LEGAL SERVICES THRU 7/11/2023	District Counsel	531146-51401	\$2,297.60
001	1019	07/26/23	TAMPA BAY TIMES	0000295003	LEGAL NOTICES 712/23	Prepaid Items	155000	\$1,480.00
001	DD103	07/05/23	TECO ACH	070323-0925 ACH	Bill PRD - 5/27-6/27/2023 Paid (7/5/23)	Prepaid Items	155000	\$95.06
001	DD104	07/05/23	TECO ACH	070323-9568 ACH	Bill PRD 05/7-06/27/2023 (Paid 7/5/2023)	Prepaid Items	155000	\$61.28
001	DD105	07/05/23	TECO ACH	07052023-9188 ACH	Bill PRD 05/7-06/27/2023 (Paid 7/5/2023)	Prepaid Items	155000	\$2,894.02
001	DD106	07/24/23	TECO ACH	070323-9402 ACH	Bill PRD 5/27-6/27/2023 - Paid (7/24/2023)	Prepaid Items	155000	\$848.14
001	1012	07/10/23	KEITH B. CASCIO	PAYROLL	July 10, 2023 Payroll Posting			\$369.40
001	1013	07/10/23	MORGAN W. WOODCOCK	PAYROLL	July 10, 2023 Payroll Posting			\$369.40
001	1020	07/27/23	KEITH B. CASCIO	PAYROLL	July 27, 2023 Payroll Posting			\$184.70
001	1021	07/27/23	MORGAN W. WOODCOCK	PAYROLL	July 27, 2023 Payroll Posting			\$184.70
Fund Total								\$30,816.60

Total Checks Paid	\$30,816.60
--------------------------	--------------------

Riverbend West Community Development District

Financial Statements
(Unaudited)

Period Ending
June 30, 2023

Prepared by:



2005 Pan Am Circle ~ Suite 300 ~ Tampa, Florida 33607
Phone (813) 873-7300 ~ Fax (813) 873-7070

RIVERBEND WEST COMMUNITY DEVELOPMENT DISTRICT

Balance Sheet

As of June 30, 2023

(In Whole Numbers)

ACCOUNT DESCRIPTION	GENERAL	SERIES 2016	SERIES 2019	GENERAL	GENERAL	TOTAL
	FUND	DEBT SERVICE FUND	DEBT SERVICE FUND	FIXED ASSETS FUND	LONG-TERM DEBT FUND	
ASSETS						
Cash - Operating Account	\$ 191,871	\$ -	\$ -	\$ -	\$ -	\$ 191,871
Assessments Receivable - Tax Collector	2,395	2,135	719	-	-	5,249
Due From Other Funds	-	6,831	2,301	-	-	9,132
Investments:						
Money Market Account	40,044	-	-	-	-	40,044
Prepayment Account	-	367	5,570	-	-	5,937
Reserve Fund	-	162,799	51,900	-	-	214,699
Revenue Fund	-	321,745	115,632	-	-	437,377
Prepaid Items	22,633	-	-	-	-	22,633
Deposits	4,307	-	-	-	-	4,307
Fixed Assets						
Improvements Other Than Buildings (IOTB)	-	-	-	8,248,816	-	8,248,816
Amount Avail In Debt Services	-	-	-	-	669,998	669,998
Amount To Be Provided	-	-	-	-	5,262,002	5,262,002
TOTAL ASSETS	\$ 261,250	\$ 493,877	\$ 176,122	\$ 8,248,816	\$ 5,932,000	\$ 15,112,065
LIABILITIES						
Accounts Payable	\$ 24,936	\$ -	\$ -	\$ -	\$ -	\$ 24,936
Accounts Payable - Other	13,040	-	-	-	-	13,040
Bonds Payable	-	-	-	-	5,932,000	5,932,000
Due To Other Funds	9,132	-	-	-	-	9,132
TOTAL LIABILITIES	47,108	-	-	-	5,932,000	5,979,108
FUND BALANCES						
Nonspendable:						
Prepaid Items	22,633	-	-	-	-	22,633
Restricted for:						
Debt Service	-	493,877	176,122	-	-	669,999
Unassigned:	191,509	-	-	8,248,816	-	8,440,325
TOTAL FUND BALANCES	214,142	493,877	176,122	8,248,816	-	9,132,957
TOTAL LIABILITIES & FUND BALANCES	\$ 261,250	\$ 493,877	\$ 176,122	\$ 8,248,816	\$ 5,932,000	\$ 15,112,065

RIVERBEND WEST COMMUNITY DEVELOPMENT DISTRICT
Statement of Revenues, Expenditures and Changes in Fund Balances
For the Period Ending June 30, 2023
General Fund (001)
(In Whole Numbers)

ACCOUNT DESCRIPTION	ANNUAL ADOPTED BUDGET	YEAR TO DATE ACTUAL	VARIANCE (\$) FAV(UNFAV)	YTD ACTUAL AS A % OF ADOPTED BUD
<u>REVENUES</u>				
Interest - Investments	\$ -	\$ 125	\$ 125	0.00%
Special Assmnts- Tax Collector	320,498	323,249	2,751	100.86%
TOTAL REVENUES	320,498	323,374	2,876	100.90%
<u>EXPENDITURES</u>				
<u>Administration</u>				
P/R-Board of Supervisors	12,000	6,400	5,600	53.33%
ProfServ-Trustee Fees	7,800	7,758	42	99.46%
Assessment Roll	5,200	5,200	-	100.00%
Disclosure Report	6,000	6,000	-	100.00%
District Counsel	17,000	7,841	9,159	46.12%
District Engineer	15,000	998	14,002	6.65%
Administrative Services	4,178	2,681	1,497	64.17%
District Manager	16,871	10,826	6,045	64.17%
Accounting Services	14,454	9,275	5,179	64.17%
Auditing Services	6,450	3,500	2,950	54.26%
Website Hosting/Email services	2,800	2,307	493	82.39%
Public Officials Insurance	3,509	2,143	1,366	61.07%
Legal Advertising	3,000	2,553	447	85.10%
Miscellaneous Services	500	100	400	20.00%
Financial & Revenue Collections	3,744	2,402	1,342	64.16%
Dues, Licenses, Subscriptions	175	175	-	100.00%
Total Administration	118,681	70,159	48,522	59.12%
<u>Electric Utility Services</u>				
Utility Services	45,000	25,452	19,548	56.56%
Total Electric Utility Services	45,000	25,452	19,548	56.56%
<u>Water-Sewer Comb Services</u>				
Utility Services	2,500	1,201	1,299	48.04%
Total Water-Sewer Comb Services	2,500	1,201	1,299	48.04%
<u>Stormwater Control</u>				
Aquatic Maintenance	10,600	12,608	(2,008)	118.94%
Total Stormwater Control	10,600	12,608	(2,008)	118.94%

RIVERBEND WEST COMMUNITY DEVELOPMENT DISTRICT
Statement of Revenues, Expenditures and Changes in Fund Balances
For the Period Ending June 30, 2023
General Fund (001)
(In Whole Numbers)

ACCOUNT DESCRIPTION	ANNUAL ADOPTED BUDGET	YEAR TO DATE ACTUAL	VARIANCE (\$) FAV(UNFAV)	YTD ACTUAL AS A % OF ADOPTED BUD
<u>Other Physical Environment</u>				
Landscape Inspection Services	7,200	4,620	2,580	64.17%
Insurance - General Liability	4,289	3,842	447	89.58%
Property Insurance	1,528	1,401	127	91.69%
R&M-Irrigation	3,600	3,579	21	99.42%
Landscape Maintenance	92,100	79,250	12,850	86.05%
Landscape Replacement	15,000	4,803	10,197	32.02%
Total Other Physical Environment	123,717	97,495	26,222	78.80%
<u>Parks and Recreation</u>				
R&M-Fence	3,000	4,986	(1,986)	166.20%
Dog Waste Station Supplies	3,500	1,897	1,603	54.20%
Total Parks and Recreation	6,500	6,883	(383)	105.89%
<u>Contingency</u>				
Misc-Contingency	13,500	32,421	(18,921)	240.16%
Total Contingency	13,500	32,421	(18,921)	240.16%
TOTAL EXPENDITURES	320,498	246,219	74,279	76.82%
Excess (deficiency) of revenues				
Over (under) expenditures	-	77,155	77,155	0.00%
<u>OTHER FINANCING SOURCES (USES)</u>				
Interfund Transfer - In	-	42,624	42,624	0.00%
Operating Transfers-Out	-	(6,832)	(6,832)	0.00%
TOTAL FINANCING SOURCES (USES)	-	35,792	35,792	0.00%
Net change in fund balance	\$ -	\$ 112,947	\$ 112,947	0.00%
FUND BALANCE, BEGINNING (OCT 1, 2022)		101,195		
FUND BALANCE, ENDING		\$ 214,142		

RIVERBEND WEST COMMUNITY DEVELOPMENT DISTRICT
Statement of Revenues, Expenditures and Changes in Fund Balances
For the Period Ending June 30, 2023
Reserve Fund (002)
(In Whole Numbers)

ACCOUNT DESCRIPTION	ANNUAL ADOPTED BUDGET	YEAR TO DATE ACTUAL	VARIANCE (\$) FAV(UNFAV)	YTD ACTUAL AS A % OF ADOPTED BUD
<u>REVENUES</u>				
Interest - Investments	\$ -	\$ 280	\$ 280	0.00%
Special Assmnts- Tax Collector	20,000	20,000	-	100.00%
TOTAL REVENUES	20,000	20,280	280	101.40%
<u>EXPENDITURES</u>				
<u>Contingency</u>				
Capital Reserve	20,000	-	20,000	0.00%
Total Contingency	20,000	-	20,000	0.00%
TOTAL EXPENDITURES	20,000	-	20,000	0.00%
Excess (deficiency) of revenues Over (under) expenditures	-	20,280	20,280	0.00%
<u>OTHER FINANCING SOURCES (USES)</u>				
Interfund Transfer - In	-	6,832	6,832	0.00%
Operating Transfers-Out	-	(42,624)	(42,624)	0.00%
TOTAL FINANCING SOURCES (USES)	-	(35,792)	(35,792)	0.00%
Net change in fund balance	\$ -	\$ (15,512)	\$ (15,512)	0.00%
FUND BALANCE, BEGINNING (OCT 1, 2022)		15,512		
FUND BALANCE, ENDING		\$ -		

RIVERBEND WEST COMMUNITY DEVELOPMENT DISTRICT
Statement of Revenues, Expenditures and Changes in Fund Balances
For the Period Ending June 30, 2023
Series 2016 Debt Service Fund (200)
(In Whole Numbers)

ACCOUNT DESCRIPTION	ANNUAL ADOPTED BUDGET	YEAR TO DATE ACTUAL	VARIANCE (\$) FAV(UNFAV)	YTD ACTUAL AS A % OF ADOPTED BUD
<u>REVENUES</u>				
Interest - Investments	\$ -	\$ 5,634	\$ 5,634	0.00%
Special Assmnts- Tax Collector	303,599	306,031	2,432	100.80%
TOTAL REVENUES	303,599	311,665	8,066	102.66%
<u>EXPENDITURES</u>				
<u>Debt Service</u>				
Principal Debt Retirement	100,000	-	100,000	0.00%
Interest Expense	203,599	102,895	100,704	50.54%
Total Debt Service	303,599	102,895	200,704	33.89%
TOTAL EXPENDITURES	303,599	102,895	200,704	33.89%
Excess (deficiency) of revenues Over (under) expenditures	-	208,770	208,770	0.00%
FUND BALANCE, BEGINNING (OCT 1, 2022)		285,107		
FUND BALANCE, ENDING		\$ 493,877		

RIVERBEND WEST COMMUNITY DEVELOPMENT DISTRICT
Statement of Revenues, Expenditures and Changes in Fund Balances
For the Period Ending June 30, 2023
Series 2019 Debt Service Fund (201)
(In Whole Numbers)

ACCOUNT DESCRIPTION	ANNUAL ADOPTED BUDGET	YEAR TO DATE ACTUAL	VARIANCE (\$) FAV(UNFAV)	YTD ACTUAL AS A % OF ADOPTED BUD
<u>REVENUES</u>				
Interest - Investments	\$ -	\$ 2,212	\$ 2,212	0.00%
Special Assmnts- Tax Collector	102,261	103,080	819	100.80%
TOTAL REVENUES	102,261	105,292	3,031	102.96%
<u>EXPENDITURES</u>				
<u>Debt Service</u>				
Principal Debt Retirement	35,000	35,000	-	100.00%
Interest Expense	67,261	33,059	34,202	49.15%
Total Debt Service	102,261	68,059	34,202	66.55%
TOTAL EXPENDITURES	102,261	68,059	34,202	66.55%
Excess (deficiency) of revenues				
Over (under) expenditures	-	37,233	37,233	0.00%
FUND BALANCE, BEGINNING (OCT 1, 2022)		138,889		
FUND BALANCE, ENDING		\$ 176,122		

RIVERBEND WEST COMMUNITY DEVELOPMENT DISTRICT
Statement of Revenues, Expenditures and Changes in Fund Balances
For the Period Ending June 30, 2023
General Fixed Assets Fund (900)
(In Whole Numbers)

ACCOUNT DESCRIPTION	ANNUAL ADOPTED BUDGET	YEAR TO DATE ACTUAL	VARIANCE (\$) FAV(UNFAV)	YTD ACTUAL AS A % OF ADOPTED BUD
<u>REVENUES</u>				
TOTAL REVENUES	-	-	-	0.00%
<u>EXPENDITURES</u>				
TOTAL EXPENDITURES	-	-	-	0.00%
Excess (deficiency) of revenues				
Over (under) expenditures	-	-	-	0.00%
FUND BALANCE, BEGINNING (OCT 1, 2022)		8,248,816		
FUND BALANCE, ENDING		<u>\$ 8,248,816</u>		

RIVERBEND WEST CDD

Bank Reconciliation

Bank Account No. 5882 BankUnited Checking Account
Statement No. 06-23
Statement Date 6/30/2023

G/L Balance (LCY)	191,871.30	Statement Balance	201,838.65
G/L Balance	191,871.30	Outstanding Deposits	0.00
Positive Adjustments	0.00		
	<hr/>		
Subtotal	191,871.30	Subtotal	201,838.65
Negative Adjustments	0.00	Outstanding Checks	9,967.35
	<hr/>	Differences	0.00
Ending G/L Balance	191,871.30	Ending Balance	191,871.30
Difference	0.00		

Posting Date	Document Type	Document No.	Description		Amount	Cleared Amount	Difference
Deposits							
6/16/2023		JE000112	Truist transfer to BU Beginning Balance	G/L Ac	201,838.65	201,838.65	0.00
Total Deposits					201,838.65	201,838.65	0.00
Outstanding Checks							
5/15/2023	Payment	DD101	Payment of Invoice 000041		224.77	0.00	224.77
5/15/2023	Payment	DD102	Payment of Invoice 000042		279.40	0.00	279.40
6/28/2023	Payment	1001	BOCC		121.18	0.00	121.18
6/29/2023	Payment	1002	ADVANCED AQUATIC SERVICES, INC.		2,500.00	0.00	2,500.00
6/29/2023	Payment	1003	DDD FENCING (TRIPLE D FENCING) LLC		500.00	0.00	500.00
6/29/2023	Payment	1004	JOSEPH W.L. COLLINS		400.00	0.00	400.00
6/29/2023	Payment	1005	KEVIN KENNETH KASPAR		400.00	0.00	400.00
6/29/2023	Payment	1006	REBECCA A. HARTSOOK		400.00	0.00	400.00
6/29/2023	Payment	1007	SITE MASTERS OF FLORIDA LLC		1,900.00	0.00	1,900.00
6/29/2023	Payment	1008	STRALEY ROBIN VERICKER		2,872.50	0.00	2,872.50
6/29/2023	Payment	1009	TAMPA BAY TIMES		369.50	0.00	369.50
Total Outstanding Checks.....					9,967.35		9,967.35

Riverbend West Community Development District

Financial Statements
(Unaudited)

Period Ending
July 31, 2023

Prepared by:



2005 Pan Am Circle ~ Suite 300 ~ Tampa, Florida 33607
Phone (813) 873-7300 ~ Fax (813) 873-7070

RIVERBEND WEST COMMUNITY DEVELOPMENT DISTRICT

Balance Sheet

As of July 31, 2023

(In Whole Numbers)

ACCOUNT DESCRIPTION	GENERAL	SERIES 2016	SERIES 2019	GENERAL	GENERAL	TOTAL
	FUND	DEBT SERVICE FUND	DEBT SERVICE FUND	FIXED ASSETS FUND	LONG-TERM DEBT FUND	
ASSETS						
Cash - Operating Account	\$ 159,197	\$ -	\$ -	\$ -	\$ -	\$ 159,197
Accounts Receivable	12	-	-	-	-	12
Assessments Receivable - Tax Collector	2,395	2,135	719	-	-	5,249
Due From Other Funds	-	6,831	2,301	-	-	9,132
Investments:						
Money Market Account	40,216	-	-	-	-	40,216
Prepayment Account	-	367	5,570	-	-	5,937
Reserve Fund	-	162,799	51,900	-	-	214,699
Revenue Fund	-	321,745	115,632	-	-	437,377
Prepaid Items	20,013	-	-	-	-	20,013
Deposits	4,307	-	-	-	-	4,307
Fixed Assets						
Improvements Other Than Buildings (IOTB)	-	-	-	8,248,816	-	8,248,816
Amount Avail In Debt Services	-	-	-	-	669,998	669,998
Amount To Be Provided	-	-	-	-	5,262,002	5,262,002
TOTAL ASSETS	\$ 226,140	\$ 493,877	\$ 176,122	\$ 8,248,816	\$ 5,932,000	\$ 15,076,955
LIABILITIES						
Accounts Payable	\$ 16,626	\$ -	\$ -	\$ -	\$ -	\$ 16,626
Accounts Payable - Other	3,500	-	-	-	-	3,500
Accrued Taxes Payable	184	-	-	-	-	184
Bonds Payable	-	-	-	-	5,932,000	5,932,000
Due To Other Funds	9,132	-	-	-	-	9,132
TOTAL LIABILITIES	29,442	-	-	-	5,932,000	5,961,442
FUND BALANCES						
Nonspendable:						
Prepaid Items	20,013	-	-	-	-	20,013
Restricted for:						
Debt Service	-	493,877	176,122	-	-	669,999
Unassigned:	176,685	-	-	8,248,816	-	8,425,501
TOTAL FUND BALANCES	196,698	493,877	176,122	8,248,816	-	9,115,513
TOTAL LIABILITIES & FUND BALANCES	\$ 226,140	\$ 493,877	\$ 176,122	\$ 8,248,816	\$ 5,932,000	\$ 15,076,955

RIVERBEND WEST COMMUNITY DEVELOPMENT DISTRICT
Statement of Revenues, Expenditures and Changes in Fund Balances
For the Period Ending July 31, 2023
General Fund (001)
(In Whole Numbers)

ACCOUNT DESCRIPTION	ANNUAL ADOPTED BUDGET	YEAR TO DATE ACTUAL	VARIANCE (\$) FAV(UNFAV)	YTD ACTUAL AS A % OF ADOPTED BUD
<u>REVENUES</u>				
Interest - Investments	\$ -	\$ 298	\$ 298	0.00%
Special Assmnts- Tax Collector	320,498	323,249	2,751	100.86%
TOTAL REVENUES	320,498	323,547	3,049	100.95%
<u>EXPENDITURES</u>				
<u>Administration</u>				
P/R-Board of Supervisors	12,000	8,200	3,800	68.33%
FICA Taxes	-	214	(214)	0.00%
ProfServ-Trustee Fees	7,800	7,758	42	99.46%
Assessment Roll	5,200	5,200	-	100.00%
Disclosure Report	6,000	6,000	-	100.00%
District Counsel	17,000	10,139	6,861	59.64%
District Engineer	15,000	998	14,002	6.65%
Administrative Services	4,178	2,681	1,497	64.17%
District Manager	16,871	10,826	6,045	64.17%
Accounting Services	14,454	9,275	5,179	64.17%
Auditing Services	6,450	3,500	2,950	54.26%
Website Hosting/Email services	2,800	2,307	493	82.39%
Public Officials Insurance	3,509	2,143	1,366	61.07%
Legal Advertising	3,000	2,553	447	85.10%
Miscellaneous Services	500	100	400	20.00%
Financial & Revenue Collections	3,744	2,402	1,342	64.16%
Dues, Licenses, Subscriptions	175	175	-	100.00%
Total Administration	118,681	74,471	44,210	62.75%
<u>Electric Utility Services</u>				
Utility Services	45,000	29,293	15,707	65.10%
Total Electric Utility Services	45,000	29,293	15,707	65.10%
<u>Water-Sewer Comb Services</u>				
Utility Services	2,500	1,962	538	78.48%
Total Water-Sewer Comb Services	2,500	1,962	538	78.48%

RIVERBEND WEST COMMUNITY DEVELOPMENT DISTRICT
Statement of Revenues, Expenditures and Changes in Fund Balances
For the Period Ending July 31, 2023
General Fund (001)
(In Whole Numbers)

ACCOUNT DESCRIPTION	ANNUAL ADOPTED BUDGET	YEAR TO DATE ACTUAL	VARIANCE (\$) FAV(UNFAV)	YTD ACTUAL AS A % OF ADOPTED BUD
<u>Stormwater Control</u>				
Aquatic Maintenance	10,600	12,608	(2,008)	118.94%
Total Stormwater Control	10,600	12,608	(2,008)	118.94%
<u>Other Physical Environment</u>				
Landscape Inspection Services	7,200	4,620	2,580	64.17%
Insurance - General Liability	4,289	3,842	447	89.58%
Property Insurance	1,528	1,401	127	91.69%
R&M-Irrigation	3,600	3,579	21	99.42%
Landscape Maintenance	92,100	87,953	4,147	95.50%
Landscape Replacement	15,000	4,803	10,197	32.02%
Total Other Physical Environment	123,717	106,198	17,519	85.84%
<u>Parks and Recreation</u>				
R&M-Fence	3,000	4,986	(1,986)	166.20%
Dog Waste Station Supplies	3,500	1,897	1,603	54.20%
Total Parks and Recreation	6,500	6,883	(383)	105.89%
<u>Contingency</u>				
Misc-Contingency	13,500	32,421	(18,921)	240.16%
Total Contingency	13,500	32,421	(18,921)	240.16%
TOTAL EXPENDITURES	320,498	263,836	56,662	82.32%
Excess (deficiency) of revenues				
Over (under) expenditures	-	59,711	59,711	0.00%
<u>OTHER FINANCING SOURCES (USES)</u>				
Interfund Transfer - In	-	42,624	42,624	0.00%
Operating Transfers-Out	-	(6,832)	(6,832)	0.00%
TOTAL FINANCING SOURCES (USES)	-	35,792	35,792	0.00%
Net change in fund balance	\$ -	\$ 95,503	\$ 95,503	0.00%
FUND BALANCE, BEGINNING (OCT 1, 2022)		101,195		
FUND BALANCE, ENDING		\$ 196,698		

RIVERBEND WEST COMMUNITY DEVELOPMENT DISTRICT
Statement of Revenues, Expenditures and Changes in Fund Balances
For the Period Ending July 31, 2023
Reserve Fund (002)
(In Whole Numbers)

ACCOUNT DESCRIPTION	ANNUAL ADOPTED BUDGET	YEAR TO DATE ACTUAL	VARIANCE (\$) FAV(UNFAV)	YTD ACTUAL AS A % OF ADOPTED BUD
<u>REVENUES</u>				
Interest - Investments	\$ -	\$ 280	\$ 280	0.00%
Special Assmnts- Tax Collector	20,000	20,000	-	100.00%
TOTAL REVENUES	20,000	20,280	280	101.40%
<u>EXPENDITURES</u>				
<u>Contingency</u>				
Capital Reserve	20,000	-	20,000	0.00%
Total Contingency	20,000	-	20,000	0.00%
TOTAL EXPENDITURES	20,000	-	20,000	0.00%
Excess (deficiency) of revenues Over (under) expenditures	-	20,280	20,280	0.00%
<u>OTHER FINANCING SOURCES (USES)</u>				
Interfund Transfer - In	-	6,832	6,832	0.00%
Operating Transfers-Out	-	(42,624)	(42,624)	0.00%
TOTAL FINANCING SOURCES (USES)	-	(35,792)	(35,792)	0.00%
Net change in fund balance	\$ -	\$ (15,512)	\$ (15,512)	0.00%
FUND BALANCE, BEGINNING (OCT 1, 2022)		15,512		
FUND BALANCE, ENDING		\$ -		

RIVERBEND WEST COMMUNITY DEVELOPMENT DISTRICT
Statement of Revenues, Expenditures and Changes in Fund Balances
For the Period Ending July 31, 2023
Series 2016 Debt Service Fund (200)
(In Whole Numbers)

ACCOUNT DESCRIPTION	ANNUAL ADOPTED BUDGET	YEAR TO DATE ACTUAL	VARIANCE (\$) FAV(UNFAV)	YTD ACTUAL AS A % OF ADOPTED BUD
<u>REVENUES</u>				
Interest - Investments	\$ -	\$ 5,634	\$ 5,634	0.00%
Special Assmnts- Tax Collector	303,599	306,031	2,432	100.80%
TOTAL REVENUES	303,599	311,665	8,066	102.66%
<u>EXPENDITURES</u>				
<u>Debt Service</u>				
Principal Debt Retirement	100,000	-	100,000	0.00%
Interest Expense	203,599	102,895	100,704	50.54%
Total Debt Service	303,599	102,895	200,704	33.89%
TOTAL EXPENDITURES	303,599	102,895	200,704	33.89%
Excess (deficiency) of revenues Over (under) expenditures	-	208,770	208,770	0.00%
FUND BALANCE, BEGINNING (OCT 1, 2022)		285,107		
FUND BALANCE, ENDING		\$ 493,877		

RIVERBEND WEST COMMUNITY DEVELOPMENT DISTRICT
Statement of Revenues, Expenditures and Changes in Fund Balances
For the Period Ending July 31, 2023
Series 2019 Debt Service Fund (201)
(In Whole Numbers)

ACCOUNT DESCRIPTION	ANNUAL ADOPTED BUDGET	YEAR TO DATE ACTUAL	VARIANCE (\$) FAV(UNFAV)	YTD ACTUAL AS A % OF ADOPTED BUD
<u>REVENUES</u>				
Interest - Investments	\$ -	\$ 2,212	\$ 2,212	0.00%
Special Assmnts- Tax Collector	102,261	103,080	819	100.80%
TOTAL REVENUES	102,261	105,292	3,031	102.96%
<u>EXPENDITURES</u>				
<u>Debt Service</u>				
Principal Debt Retirement	35,000	35,000	-	100.00%
Interest Expense	67,261	33,059	34,202	49.15%
Total Debt Service	102,261	68,059	34,202	66.55%
TOTAL EXPENDITURES	102,261	68,059	34,202	66.55%
Excess (deficiency) of revenues				
Over (under) expenditures	-	37,233	37,233	0.00%
FUND BALANCE, BEGINNING (OCT 1, 2022)		138,889		
FUND BALANCE, ENDING		\$ 176,122		

RIVERBEND WEST COMMUNITY DEVELOPMENT DISTRICT
Statement of Revenues, Expenditures and Changes in Fund Balances
For the Period Ending July 31, 2023
General Fixed Assets Fund (900)
(In Whole Numbers)

ACCOUNT DESCRIPTION	ANNUAL ADOPTED BUDGET	YEAR TO DATE ACTUAL	VARIANCE (\$) FAV(UNFAV)	YTD ACTUAL AS A % OF ADOPTED BUD
<u>REVENUES</u>				
TOTAL REVENUES	-	-	-	0.00%
<u>EXPENDITURES</u>				
TOTAL EXPENDITURES	-	-	-	0.00%
Excess (deficiency) of revenues Over (under) expenditures	-	-	-	0.00%
FUND BALANCE, BEGINNING (OCT 1, 2022)		8,248,816		
FUND BALANCE, ENDING		<u>\$ 8,248,816</u>		

RIVERBEND WEST CDD

Bank Reconciliation

Bank Account No. 5882 BankUnited Checking Account
 Statement No. 07-23
 Statement Date 7/31/2023

G/L Balance (LCY)	159,197.31	Statement Balance	182,118.78
G/L Balance	159,197.31	Outstanding Deposits	0.00
Positive Adjustments	0.00		
		Subtotal	182,118.78
Subtotal	159,197.31	Outstanding Checks	22,921.47
Negative Adjustments	0.00	Differences	0.00
Ending G/L Balance	159,197.31	Ending Balance	159,197.31
Difference	0.00		

Posting Date	Document Type	Document No.	Description	Amount	Cleared Amount	Difference
Checks						
6/28/2023	Payment	1001	BOCC	121.18	121.18	0.00
6/29/2023	Payment	1002	ADVANCED AQUATIC SERVICES, INC.	2,500.00	2,500.00	0.00
6/29/2023	Payment	1003	DDD FENCING (TRIPLE D FENCING) LLC	500.00	500.00	0.00
6/29/2023	Payment	1004	JOSEPH W.L. COLLINS	400.00	400.00	0.00
6/29/2023	Payment	1005	KEVIN KENNETH KASPAR	400.00	400.00	0.00
6/29/2023	Payment	1006	REBECCA A. HARTSOOK	400.00	400.00	0.00
6/29/2023	Payment	1007	SITE MASTERS OF FLORIDA LLC	1,900.00	1,900.00	0.00
6/29/2023	Payment	1008	STRALEY ROBIN VERICKER	2,872.50	2,872.50	0.00
6/29/2023	Payment	1009	TAMPA BAY TIMES	369.50	369.50	0.00
7/3/2023	Payment	1011	ADVANCED AQUATIC SERVICES, INC.	1,250.00	1,250.00	0.00
7/5/2023	Payment	DD103	Payment of Invoice 000035	95.06	95.06	0.00
7/5/2023	Payment	DD104	Payment of Invoice 000036	61.28	61.28	0.00
7/5/2023	Payment	DD105	Payment of Invoice 000038	2,894.02	2,894.02	0.00
7/10/2023	Payment	1012	KEITH B. CASCIO	369.40	369.40	0.00
7/10/2023	Payment	1013	MORGAN W. WOODCOCK	369.40	369.40	0.00
7/13/2023		JE000116	Bill - Hillsborough County BOCC: 2070 Leapin	515.41	515.41	0.00
7/21/2023	Payment	1014	ADVANCED AQUATIC SERVICES, INC.	2,500.00	2,500.00	0.00
7/24/2023	Payment	DD106	Payment of Invoice 000037	848.14	848.14	0.00
7/25/2023		JE000114	Bill - TECO: 21st Av SE 1st SW 7/25	848.14	848.14	0.00
7/25/2023		JE000115	Bill - TECO: 371 Cascade Bend Dr 7/25	2,992.62	2,992.62	0.00
7/26/2023	Payment	1016	ADVANCED AQUATIC SERVICES, INC.	12.00	12.00	0.00
7/19/2023		JE000131	USA Tax Payment	122.40	122.40	0.00
7/12/2023		JE000132	DOG PARK SLAB BENCH	1,900.00	1,900.00	0.00
Total Checks				24,241.05	24,241.05	0.00
Deposits						
7/7/2023		JE000117	Return 1001 06/29/2023 - WATER - METER	G/L Ac 121.18	121.18	0.00
7/7/2023		JE000118	Return PP 1007 DOG PARK SLAB BENCH	G/L Ac 1,900.00	1,900.00	0.00
7/18/2023	Payment	1002	Voiding check 1002.	G/L Ac 2,500.00	2,500.00	0.00
Total Deposits				4,521.18	4,521.18	0.00

RIVERBEND WEST CDD

Bank Reconciliation

Posting Date	Document Type	Document No.	Description	Amount	Cleared Amount	Difference
Outstanding Checks						
5/15/2023	Payment	DD101	Payment of Invoice 000041	224.77	0.00	224.77
5/15/2023	Payment	DD102	Payment of Invoice 000042	279.40	0.00	279.40
7/21/2023	Payment	1015	TAMPA BAY TIMES	412.00	0.00	412.00
7/26/2023	Payment	1017	PINE LAKE NURSERY INC	17,858.30	0.00	17,858.30
7/26/2023	Payment	1018	STRALEY ROBIN VERICKER	2,297.60	0.00	2,297.60
7/26/2023	Payment	1019	TAMPA BAY TIMES	1,480.00	0.00	1,480.00
7/27/2023	Payment	1020	KEITH B. CASCIO	184.70	0.00	184.70
7/27/2023	Payment	1021	MORGAN W. WOODCOCK	184.70	0.00	184.70
Total Outstanding Checks.....				22,921.47		22,921.47